




# Summary Report

## Wisconsin Walker/Obama Poll




© We Ask America™ Polls

July 24, 2011 -- 1300 Responses -- Margin of Error: ± 2.72%

### Obama Approval

Response	Chart	Percentage	Count
Approve		48.08%	625
Disapprove		48.00%	624
Neutral/Unsure		3.92%	51
Total Responses			1300




### Walker Approval

Response	Chart	Percentage	Count
Approve		45.15%	587
Disapprove		52.62%	684
Neutral/Unsure		2.23%	29
Total Responses			1300

### Gender

Response	Chart	Percentage	Count
Female		50.31%	654
Male		49.69%	646
Total Responses			1300

### Party I.D.

Response	Chart	Percentage	Count
Republican		29%	383
Democrat		32%	422
Independent		38%	495
Total Responses			1300

Cross-tab: Obama approval by Gender

	Approve		Disapprove		Neutral/Unsure		Totals	
<b>Female</b>	351	56.16%	267	42.79%	36	70.59%	654	50.31%
	53.67%		40.83%		5.50%		100.00%	
<b>Male</b>	274	43.84%	357	57.21%	15	29.41%	646	49.69%
	42.41%		55.26%		2.32%		100.00%	
<b>Totals</b>	625	100.00%	624	100.00%	51	100.00%	1300	100.00%
	48.08%		48.00%		3.92%		100.00%	

Cross-tab: Walker approval by Gender

	Approve		Disapprove		Neutral/Unsure		Totals	
<b>Female</b>	240	40.89%	396	57.89%	18	62.07%	654	50.31%
	36.70%		60.55%		2.75%		100.00%	
<b>Male</b>	347	59.11%	288	42.11%	11	37.93%	646	49.69%
	53.72%		44.58%		1.70%		100.00%	
<b>Totals</b>	587	100.00%	684	100.00%	29	100.00%	1300	100.00%
	45.15%		52.62%		2.23%		100.00%	

Cross-tab: Obama approval by Party I.D.

	Approve		Disapprove		Neutral/Unsure		Totals	
<b>Republican</b>	51	8.16%	318	50.96%	14	27.45%	383	29.46%
	13.32%		83.03%		3.66%		100.00%	
<b>Democrat</b>	351	56.16%	56	8.97%	15	29.41%	422	32.46%
	83.18%		13.27%		3.55%		100.00%	
<b>Independent</b>	223	35.68%	250	40.06%	22	43.14%	495	38.08%
	45.05%		50.51%		4.44%		100.00%	
<b>Totals</b>	625	100.00%	624	100.00%	51	100.00%	1300	100.00%
	48.08%		48.00%		3.92%		100.00%	

Cross-tab: Walker approval by Party I.D.

	<b>Approve</b>		<b>Disapprove</b>		<b>Neutral/Unsure</b>		<b>Totals</b>	
<b>Republican</b>	296	50.43%	80	11.70%	7	24.14%	383	29.46%
	77.28%		20.89%		1.83%		100.00%	
<b>Democrat</b>	49	8.35%	367	53.65%	6	20.69%	422	32.46%
	11.61%		86.97%		1.42%		100.00%	
<b>Independent</b>	242	41.23%	237	34.65%	16	55.17%	495	38.08%
	48.89%		47.88%		3.23%		100.00%	
<b>Totals</b>	587	100.00%	684	100.00%	29	100.00%	1300	100.00%
	45.15%		52.62%		2.23%		100.00%	